
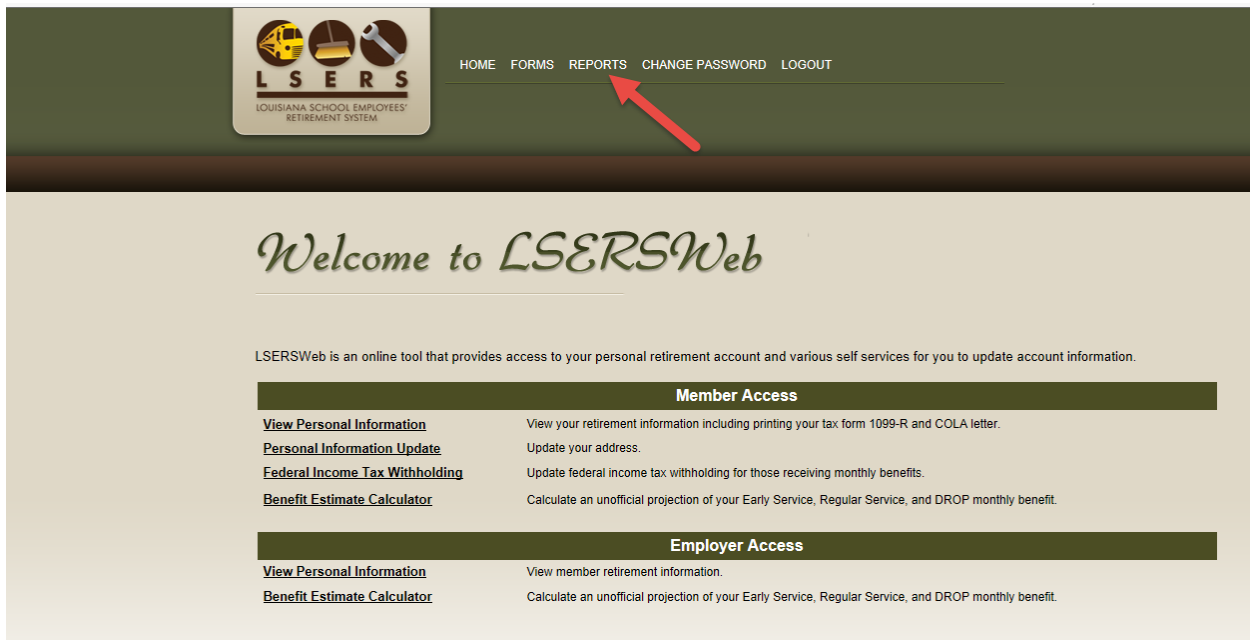


PURPOSE: To provide procedures for employers to view Employer Charges and Payments Report online through LSERSWeb.

1. Log into [LSERSWeb](#). Refer to [LSERSWeb Employer Access](#) procedures for step-by-step instructions on logging in.



2. Select Reports.



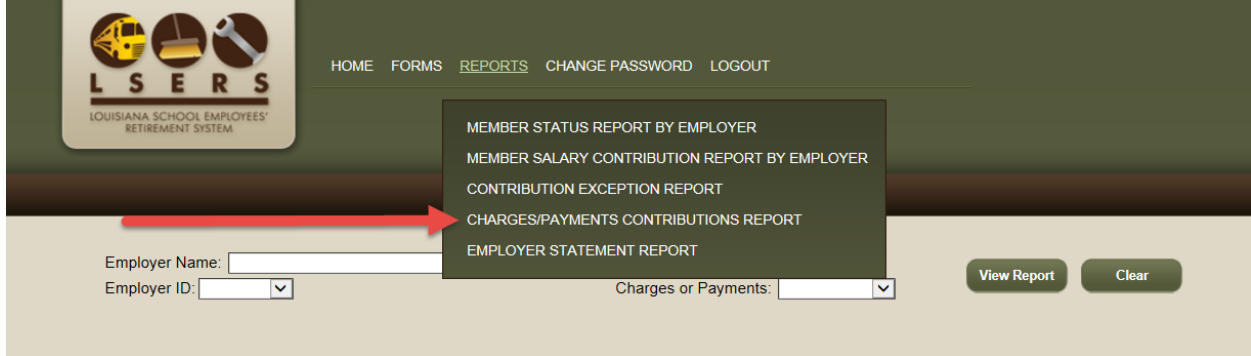


EMPLOYER CHARGES AND PAYMENTS REPORT

R. 10/29/14

LOUISIANA SCHOOL EMPLOYEES' RETIREMENT SYSTEM

3. Select CHARGES/PAYMENTS CONTRIBUTIONS REPORT.



4. Select Fiscal Year.

5. Select Charges or Payments.

6. Select View Report. The Charges or Payments report will appear.

Employer Name: Year: 2013-14
 Employer ID: Charges or Payments: Charges

1 of 1 100% Find | Next

8660 United Plaza Blvd. (70809) • P.O. Box 44516 • Baton Rouge, LA 70804-4516
 p. 225.925.6484 • 1.800.256.8718 • f. 225.922.0850 • www.lasers.net

Employer Charges Report: - Fiscal Year: 2013-14

Apply Month	Apply Year	Member Unsheltered	Member Sheltered	Employer	Total
7	2013	0.00	-10,674.90	-45,272.74	-55,947.64
8	2013	0.00	-10,562.44	-44,745.45	-55,307.89
9	2013	0.00	-10,749.04	-45,547.13	-56,296.17
10	2013	0.00	-10,638.19	-45,069.67	-55,707.86
11	2013	0.00	-15,452.49	-65,417.20	-80,869.69
12	2013	0.00	-10,108.26	-42,871.76	-52,980.02
1	2014	0.00	-10,195.56	-43,275.80	-53,471.36
2	2014	0.00	-12,143.43	-51,536.70	-63,680.13
3	2014	0.00	-10,621.04	-45,074.26	-55,695.30
4	2014	0.00	-10,605.11	-45,005.66	-55,610.77
5	2014	0.00	-15,899.70	-67,474.18	-83,373.88
6	2014	0.00	-10,599.80	-44,982.79	-55,582.59
Total		0.00	-138,249.96	-586,273.34	-724,523.30

- Each month charge includes reported contributions on the monthly contributions report and any contribution correction reports (CCRs) processed within the fiscal year for the given month.




EMPLOYER CHARGES AND PAYMENTS REPORT

R. 10/29/14

LOUISIANA SCHOOL EMPLOYEES'
RETIREMENT SYSTEM

Employer Name: Year:
Employer ID: Charges or Payments:

1 of 1 100% Find | Next

 8660 United Plaza Blvd. (70809) • P.O. Box 44516 • Baton Rouge, LA 70804-4516
p. 225.925.6484 • 1.800.256.3718 • f. 225.922.0350 • www.lasers.net

Employer Payments Report: - Fiscal Year: 2013-14

Posted Date	Member Unsheltered	Member Sheltered	Employer	Total
08/22/2013	0.00	10,646.40	45,305.04	55,951.44
09/06/2013	0.00	10,189.64	44,615.52	54,805.16
09/23/2013	0.00	10,711.04	45,547.13	56,258.17
10/30/2013	0.00	10,265.39	44,972.23	55,237.62
12/03/2013	0.00	15,395.49	65,417.20	80,812.69
12/30/2013	0.00	10,070.26	42,871.76	52,942.02
02/12/2014	0.00	10,157.56	43,275.80	53,433.36
03/04/2014	0.00	12,097.90	51,536.70	63,634.60
04/02/2014	0.00	10,581.52	45,074.26	55,655.78
05/09/2014	0.00	10,965.80	45,005.66	55,971.46
05/30/2014	0.00	15,899.70	67,474.18	83,373.88
06/30/2014	0.00	10,599.80	44,982.79	55,582.59
Total	0.00	137,580.50	586,078.27	723,658.77

- Payment is posted by check deposit date or direct deposit received date within the fiscal year.